

# What's new in ClaimMaster (ver. 2.5)<sup>1</sup>

## 1. Patent Downloading (Pro, QA, Lite)

- Download full file wrappers for patents or publications directly from PAIR. This feature works best with Internet Explorer 8 or earlier, because additional security features in IE9 prevent full automation of the process. However, it will work with IE9 in semi-automated mode.
- Download patent assignment data from the USPTO
- Download maintenance fee data from the USPTO
- Place downloaded data (images, file histories, post-processing results, etc.) in one zip file for each patent/publication.

Download Patents, Publications, and Related Documents

Please enter patent or publication numbers below, separated by spaces, semicolons, or breaks. The format should follow the format accepted at the USPTO or EPO websites. For example: 6891567; 20100021001; US5,891,891; WO2008014520; EP1024610; etc.

Import patent numbers from the open Word document

7891891 7891893 |

Import patent numbers from file (txt, doc, pdf) ...

Download Patent Images (PDF)

Print Downloads (sends files to the default printer configured for Adobe Reader or Acrobat)

Download Patent Text:

Full Text  Claims Only

Save text file after download

Download file wrappers from the USPTO's Public PAIR. (Note: this feature first requires you to pass the CAPTCHA test, after which the download automation will continue. Also, if you experience issues with downloading, you may need to add <http://portal.uspto.gov> to your Trusted sites under Internet Explorer->Tools->Internet Options->Security and set security level for that site to Medium-Low.)

Download assignment data  Download maintenance fee status (for US patents)

Post-Download Options

Generate Claim Charts

Independent Claims  All Claims

Compare Independent Claims

Generate Reports

Directory for saving downloaded and generated documents

C:\

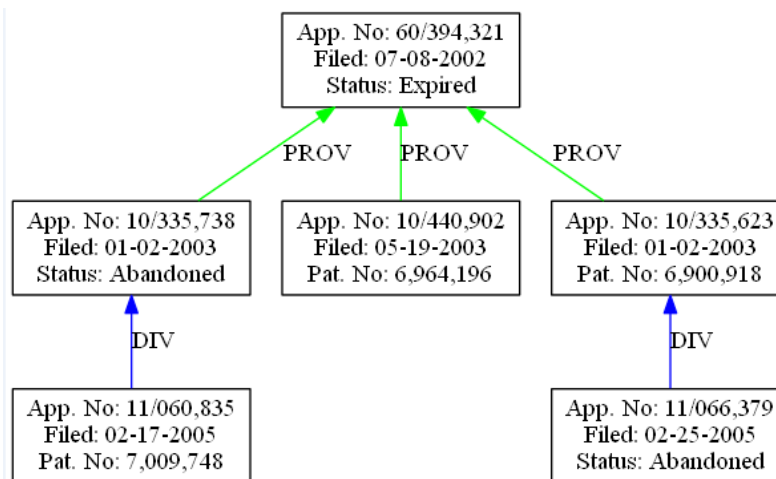
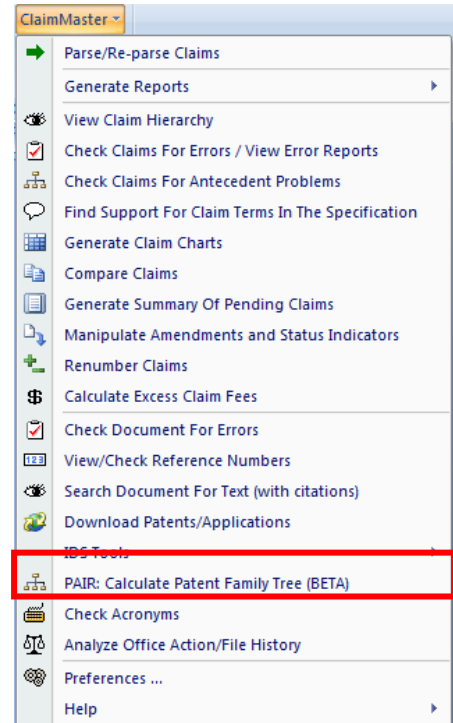
Create a sub-directory for each patent/publication

Zip all documents for each patent/publication

<sup>1</sup> Availability of new features varies depending on the version of your license. The Pro version includes all of the new features, while QA and Lite versions will include only some of the discussed features.

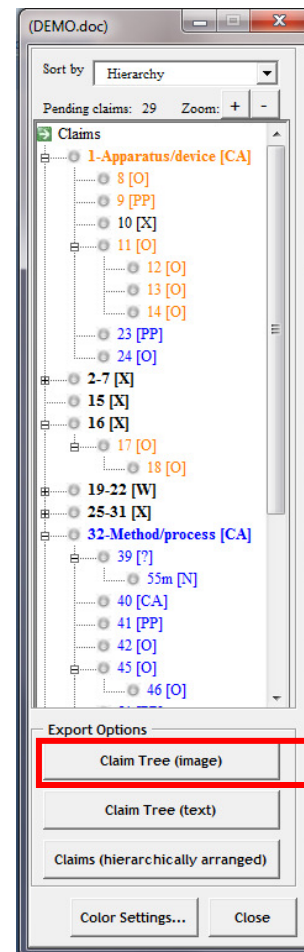
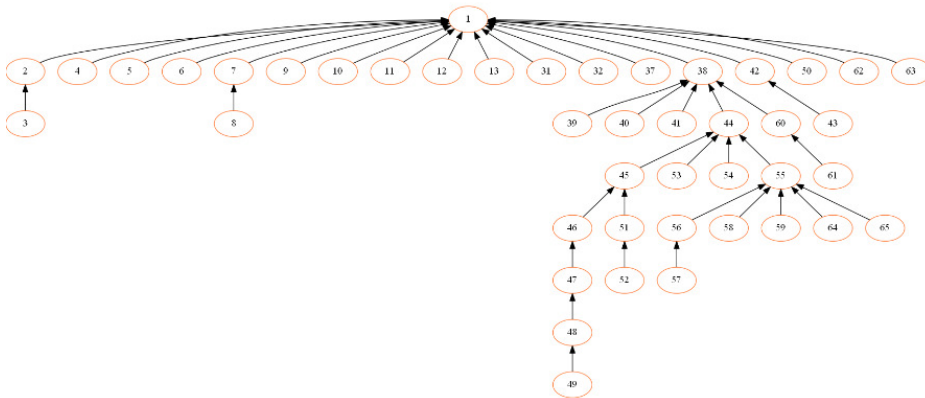
## 2. Generate Patent Family Trees From PAIR Data (Pro)

- Now you can generate family history trees for a patent/application/publication from PAIR, as shown below. This will generate the tree for the entire family, not just the immediate children or parents.
  - You will first have to pass PAIR's CAPTCHA, but after that point, the process is automated. You might get re-prompted to pass CAPTCHA again, if the number of references in the tree is large.



### 3. Generate Claim Trees as Images (Pro, Lite)

- Now you can generate pretty looking claim trees as images. To do so, simply click “Claim Tree (image)” button in the Export section of the Claim Hierarchy browser.



### 4. Other Improvements

- Citation Text search moved to its own menu option under “ClaimMaster->Search Document For Text (with citations)”
- You can run ClaimMaster in minimized mode when it parses claims, as it seems to improve claim parsing speed on many machines. To do so, simply check “Minimize Word During Parsing” checkbox under Preferences.
- Improved the installer package, allowing you to install ClaimMaster in arbitrary locations, including network drives. Also, improved interface for admin installers.
- Fixed connectivity problems to the PTO/EPO for the IDS generator.
- Other various bug fixes and improvements.